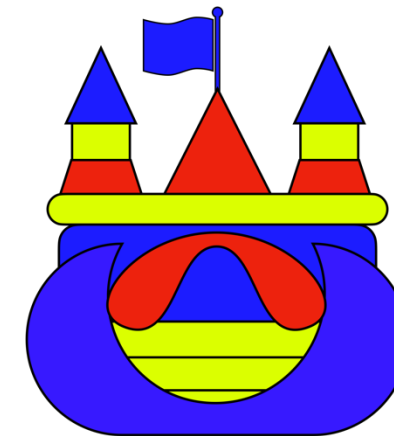
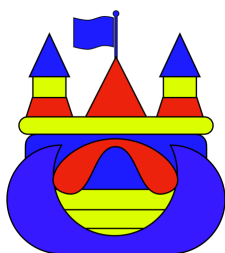


Jumpin Janners
07810038489
Ball Pond Risk Assessment

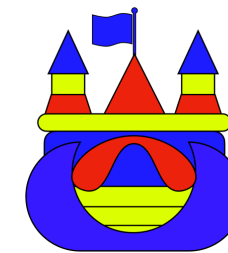


This is a generic risk assessment for the use of the Ball Pond.

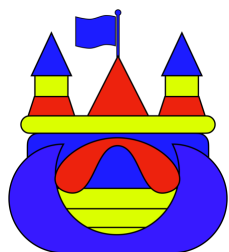
Hazard Area	Risk	Existing Controls	Likelihood 1-5	Severity 1-5	Risk Score L X S	Further Action to Take
Ball Pit / Pond	Over enthusiastic participants	Responsible person always supervising. No jumping, pushing or throwing objects, balls, at any at any time.	2	1	2	In the event of large numbers of participants, a trained operator should be hired to aid with safety.
Ball Pit / Pond	Users falling over during activity	Ensure all use is within the limits of the mats provided. No ride on toys or hard objects are to be placed on or near the mats provided.	2	2	4	Never use if the equipment is wet.
Ball Pit / Pond	Danger of unnecessary Injury	Ensure that no one with a history of back or neck problems or who suffers from a heart complaint uses the equipment. Anyone who is feeling unwell or suffering the effects of alcohol or drugs or pregnant women, may not use this equipment at any time.	1	5	5	None
Ball Pit / Pond	Overcrowding of Equipment.	Ensure that users have plenty of room in and around the matted area and Ball Pit. Limit the age / height of users to. Ensure a responsible person supervising at all times.	1	3	3	Participants should be group by height.



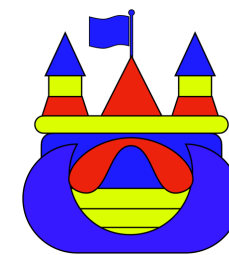
<http://jumpinjanners.com/>



Ball Pit / Pond	Adverse weather conditions.	Ball pits are not permitted to be used in strong winds (over 24 mph) including gusts. Windy conditions can be deemed a health and safety risk. All Staff are trained to know this and carry aerometers to check wind speeds before hire. In the event of high winds after set up, place soft play indoors or under shelter with walls. Not recommended for outdoor use.	Dependant on weather.	Dependant on weather.	Dependant on weather.	Only to be used indoors.
Ball Pit / Pond	Injury Through lack of supervision.	A responsible person to supervise at all times. Should a responsible adult/operator not be in view, no person should use the equipment.	1	5	5	None
Ball Pit / Pond	Chocking	No food, drinks, chewing gum, balloons, silly string or alike to be allowed on or near the ball pit. Ensure users don't put ball pit balls in their mouths; this also is for HYGIENE REASONS. Use of commercial BS grade balls means they can't be rushed and are too big to place in mouth. Ensure there is no broken balls in the ball pit before event start.	1	4	4	None
Ball Pit / Pond	Injury through third party items and third-party bodies.	All shoes, glasses, jewellery, badges etc MUST be removed before using this equipment. Always ensure that the area surrounding the Activity is not overcrowded and free from objects.	1	5	5	None
Ball Pit / Pond	Danger of fire	No smoking or barbecues on or near the equipment at any time	1	5	5	None
Ball Pit / Pond	Emergency	In the event that someone is seriously injured. DO NOT move the individual, Dial 999 immediately.	1	5	5	None
Ball Pit / Pond	Injury through delamination or foam being	Visual inspections during set up and test annually from defects.	1	3	3	None



<http://jumpinjanners.com/>

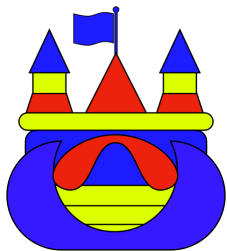


	exposed.					
Ball Pit / Pond	Balls being thrown.	Responsible person supervising at all times. Throwing equipment is NOT PERMITTED UNDER ANY CIRCUMSTANCES.	3	3	6	None
Ball Pit / Pond	Adverse weather conditions – RAIN.	The equipment is not to be used in heavy rain. No users are allowed on the equipment whilst the entrance / exit or play area is bubbling or wet.	1	5	5	None

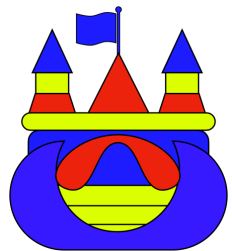
L=Likelihood S=Severity L*S= Risk 1=Low 5=High

Risk is worked out using numbers 1 - 5. The likelihood is given a number and this is multiplied by the number given to the severity of the risk. The result = the risk factor. This generic risk assessment is brief and we have our own individual assessments for each individual risk, 25 being the worst possible outcome, any item reaching 25 would give serious cause for concern & we would not be able to erect the unit. It is recommended that clients undertake their own risk assessment to suit their requirements.

Any notes, new risks:



<http://jumpinjanners.com/>



Risk Assessment carried out by:

Name: Ryan Szulc


Signature:

Date:

I, the hirer confirm I have read and understood the risk assessment and the safety measures I must follow.

Hirer's Name:

Signature:



<http://jumpinjanners.com/>

