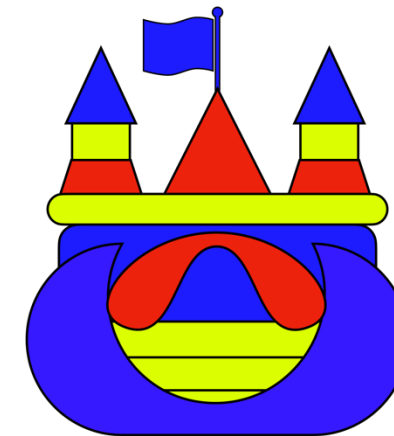


# *Jumpin Janners*

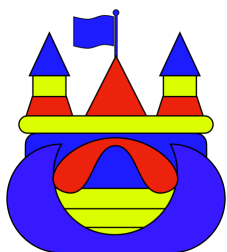
07810038489

## *Soft Play Risk Assessment*

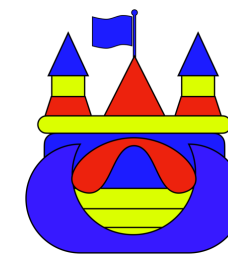


This is a generic risk assessment for the use of Soft Play Pieces / Rocker.

Hazard Area	Risk	Existing Controls	Likelihood 1-5	Severity 1-5	Risk Score L X S	Further Action to Take
Soft Play	Over enthusiastic participants	Responsible person always supervising. No jumping, pushing or throwing shapes permitted at any time.	2	1	2	In the event of large numbers of participants, a trained operator should be hired to aid with safety.
Soft Play	Jumping over shapes	Responsible person supervising at all times.	1	1	1	In the event of large numbers of participants, a trained operator should be hired to aid with safety.
Soft Play	Jumping off shapes	Responsible person supervising at all times.	1	1	1	In the event of large numbers of participants, a trained operator should be hired to aid with safety.
Soft Play	Danger of unnecessary Injury	Ensure that no one with a history of back or neck problems or who suffers from a heart complaint uses the equipment. Anyone who is feeling unwell or suffering the effects of alcohol or drugs or pregnant women, may not use this equipment at any time.	1	5	5	None
Soft Play	Larger participants colliding with	Responsible adult supervising always.	1	3	3	Participants should be group by height.



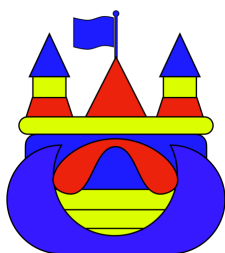
<http://jumpinjanners.com/>



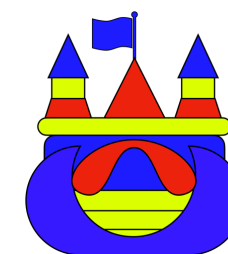
	smaller participants.					
Soft Play	Adverse weather conditions.	The equipment will be covered in heavy rain and is not permitted to be used in strong winds as both these conditions pose a health and safety risk.	Dependant on weather.	Dependant on weather.	Dependant on weather.	Only to be used indoors.
Soft Play	Injury Through lack of supervision.	A responsible person to supervise at all times. Should a responsible adult/operator not be in view, no person should use the equipment.	1	5	5	None
Soft Play	Chocking	No food, drinks or chewing gum to be allowed on or near the inflatable.	1	4	4	None
Soft Play	Injury through third party items and third-party bodies.	All shoes, glasses, jewellery, badges etc MUST be removed before using this equipment.	1	5	5	None
Soft Play	Danger of fire	No smoking or barbecues on or near the inflatable at any time	1	5	5	None
Soft Play	Emergency	In the event that someone is seriously injured. DO NOT move the individual, Dial 999 immediately.	1	5	5	None

L=Likelihood S=Severity L\*S= Risk 1=Low 5=High

Risk is worked out using numbers 1 - 5. The likelihood is given a number and this is multiplied by the number given to the severity of the risk. The result = the risk factor. This generic risk assessment is brief and we have our own individual assessments for each individual risk, 25 being the worst possible outcome, any item reaching 25 would give serious cause for concern & we would not be able to erect the unit. It is recommended that clients undertake their own risk assessment to suit their requirements.



<http://jumpinjanners.com/>



Any notes, new risks:

**Risk Assessment carried out by:**

**Name:** Ryan Szulc

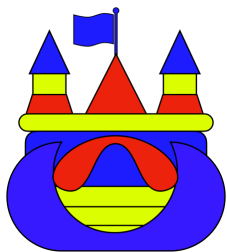
**Signature:**

**Date:**

**I, the hirer confirm I have read and understood the risk assessment and the safety measures I must follow.**

**Hirer's Name:**

**Signature:**



<http://jumpinjanners.com/>

