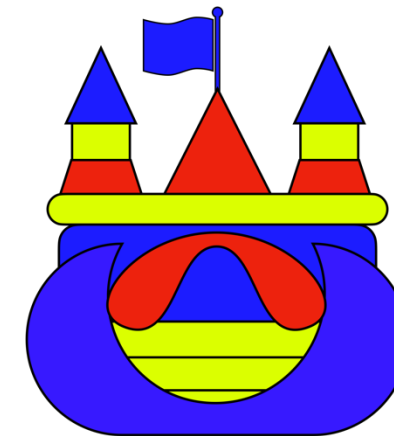
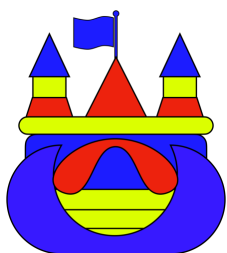


*Jumpin Janners*  
07810038489  
*Bouncy Castle Risk Assessment*

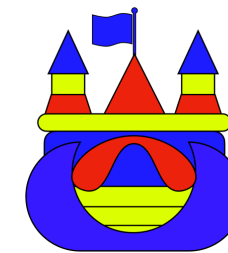


This is a generic risk assessment for the use of a Bouncy Castle.

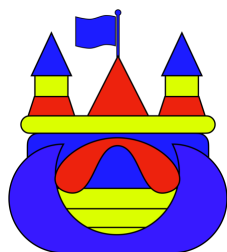
What are the Hazards	Who might be harmed and how	Existing Controls	Likelihood 1-5	Severity 1-5	Risk Score L X S	Further Action to Take
Over enthusiastic participants	Personal injury to users	Responsible person always supervising. Rocking from side to side is NOT PERMITTED UNDER ANY CIRCUMSTANCES.	2	1	2	In the event of large numbers of participants, a trained operator should be hired with the inflatable to aid with large numbers.
Users Jumping over unit	Personal injury to users	Responsible person always supervising.	1	1	1	In the event of large numbers of participants, a trained operator should be hired with the inflatable to aid with large numbers.
Jumping off unit	Personal injury to users and bystanders	Responsible person supervising at all times. Safety mats around the bouncy castle entry / exits.	1	1	1	None
Pre-existing conditions being enhanced	Worsening of medical conditions	Ensure that no one with a history of back or neck problems or who suffers from a heart complaint uses the inflatable. Anyone who is feeling unwell or suffering the effects of alcohol or drugs or expectant mothers may not use this equipment at any time.	1	5	5	None



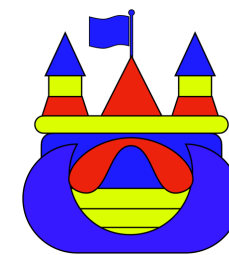
<http://jumpinjanners.com/>



Overloading or tipping over	Personal injury to users and bystanders	No user weighing over 90kg or 14 stone is permitted to use the equipment at any time. Maximum age is 12 unless it's an adult bouncy castle.	1	5	5	None
Larger participants colliding with smaller participants	. Personal Injury to users	Responsible adult supervising always.	1	5	5	None
Adverse weather conditions.	Personal injury to users	Equipment to be switched off in heavy rain and is not permitted to be used in strong winds (above 24 mph) these conditions can be deemed a health and safety risk <a href="http://www.hse.gov.uk">www.hse.gov.uk</a> .	Dependant on weather.	Dependant on weather.	Dependant on weather.	None
Danger of injury from hard surfaces	Personal injury to users	The inflatable must never be mounted unless the inflatable bed is fully inflated whether the inflatable is in operation or not as this can lead to serious injury.	1	4	4	None
Injury Through lack of supervision	. Personal injury to users	Constant supervision is required by a responsible adult.	1	5	5	None
Tripping over anchorage points, electrical equipment.	Personal injury to users and bystanders	Anchor points used as per manufacturer's instructions and where possible electrical cables not to cross any public pathway.	1	1	1	In the event of a large event safety fencing to be erected and cables to be protected/overhead.
Injury through incorrect positioning of equipment.	Personal injury to users and bystanders	Do not move or try to reposition the inflatable under any circumstances and ensure that the anchors are always in place.	1	2	2	None
Choking	Personal injury to users	No food, drinks or chewing gum to be allowed on or near the inflatable.	1	4	4	None
Injury through 3rd party	Personal injury to users and	All shoes, glasses, jewellery, badges etc MUST be removed before using this	1	5	5	None



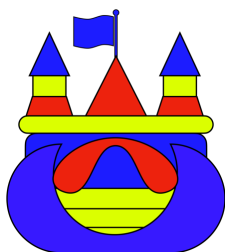
<http://jumpinjanners.com/>



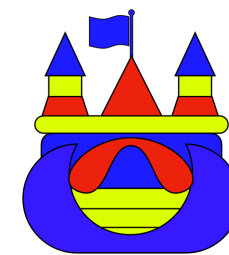
items and 3rd party bodies.	users' belongings	inflatable. Always ensure the area surrounding the inflatable is not overcrowded.				
Fire	Burns and smoke inhalation to users and spectators	No smoking or barbecues on or near the inflatable at any time	1	5	5	None
Danger of falling from height.	Personal injury to users	Climbing, hanging, or sitting on walls is DANGEROUS and must not be allowed at any time. Equipment must always be supervised this is of exceptional importance when the inflatable is erected on hard surfaces.	1	3	3	None
Emergency	Users	If someone is seriously injured. DO NOT move the individual, leave the inflatable switched on and dial 999 immediately.	1	5	5	None
Injury through lack of inflatable pressure or suffocation	. Serious injuries to unauthorised persons	Do not allow anyone to be on the inflatable during inflation or deflation as this can be EXTREMELY DANGEROUS.	1	2	2	Contact Jumpin Janners if the bouncy castle is under inflated in anyway immediately and stop using the bouncy castle until checked.
Injury through insecure anchorage	Personal Injury to users and spectators	Never use any unit without proper anchorage in place. It may be blown over in certain wind conditions. If the inflatable unit is not anchored correctly, please ensure you tell a member of Jumpin Janners immediately	1	5	5	None

L=Likelihood S=Severity L\*S= Risk 1=Low 5=High

Risk is worked out using numbers 1 - 5. The likelihood is given a number and this is multiplied by the number given to the severity of the risk. The result = the risk factor. This generic risk assessment is brief and we have our own individual assessments for each individual risk, 25 being the worst possible outcome, any item reaching 25 would give serious cause for concern & we would not be able to erect the unit. It is recommended that clients undertake their own risk assessment to suit their requirements.



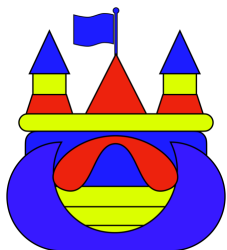
<http://jumpinjanners.com/>



10'x10' - Inflatable / Bouncy Castle Max. 4 children  
12'x12' - Inflatable / Bouncy Castle Max. 6 children  
13'x12' - Inflatable / Bouncy Castle Max. 6 children  
16'x14' - Inflatable / Bouncy Castle Max. 6 children  
15'x11' - Inflatable / Bouncy Castle Max. 6 children  
15'x15' - Inflatable / Bouncy Castle Max. 8 children  
20'x20' - Inflatable / Bouncy Castle Max. 10 children  
50'x11' - Inflatable / Bouncy Castle Max. 10 children  
Slides - Inflatable / Bouncy Castle Max. 6 children

Any notes, new risks:

<b>Risk Assessment carried out by:</b>  <b>Name: Ryan Szulc</b>  <b>Signature:</b>  <b>Date:</b>	<b>I, the hirer confirm I have read and understood the risk assessment and the safety measures I must follow.</b>  <b>Hirer's Name:</b>  <b>Signature:</b>
--	--



<http://jumpinjanners.com/>

